

# MANAGE PREFERENCES GUIDE


INTERSTATE ELECTRIC SUPPLY | INTERSTATEELECTRICSUPPLY.COM


A guide to setting your preferences.

## Job Account / Branch

- Option to select the appropriate job and branch for your order:
  1. Select your job/branch account.
  2. Click "Save Changes."
- Pricing is dependent on your local price and vendor agreements.
- Filter options and inventory will reflect your chosen job/branch.
- Displayed across the top of the site.

Job: ROYALT-SHOP ACCOUNT | Branch: BOISE, ID [What's New ?](#) [Careers](#)

Find It Fast    

Job Account / Branch: 

SELECT YOUR ACCOUNT BRANCH: BOISE, ID 

User Information:

Full Name  
Example User

Email  
example@interstateelectric.com

Change Password:

Current Password


New Password

Show Password

Verify New Password

Save Changes

Default Shipping Method:

Will Call 

Addresses:

+ Add new



## User Information

- Option to edit your name.

## Change Password


- Option to enter/verify your new password.

## Default Shipping Method

- Your preference will be pre-selected in the cart:
  1. Choose a shipping method.
  2. Click "Save Changes."
- If needed, you can change your shipping method during checkout.

Shipping Methods:

Default Shipping

Will Call 

Will Call

Truck Delivery  
Standard (3-5 Business Days)  
3 Business Days  
Expedited (2-3 Business Days)  
Rush (1-2 Business Days)

Enter New Shipping Address

Name:

Street Address:

Address 2:

City:

State:

Zip:

Phone:

Submit

## Addresses

- Option to add and edit multiple shipping addresses:
  1. Click "+Add new" button.
  2. Enter your address information.
  3. Click "Submit."
  4. If necessary, click "Edit" to make changes or "Delete" to remove a shipping address.
- Your saved shipping addresses will be available during checkout via a dropdown.

